

TimeEdit - Tips og Tricks

28. september 2022



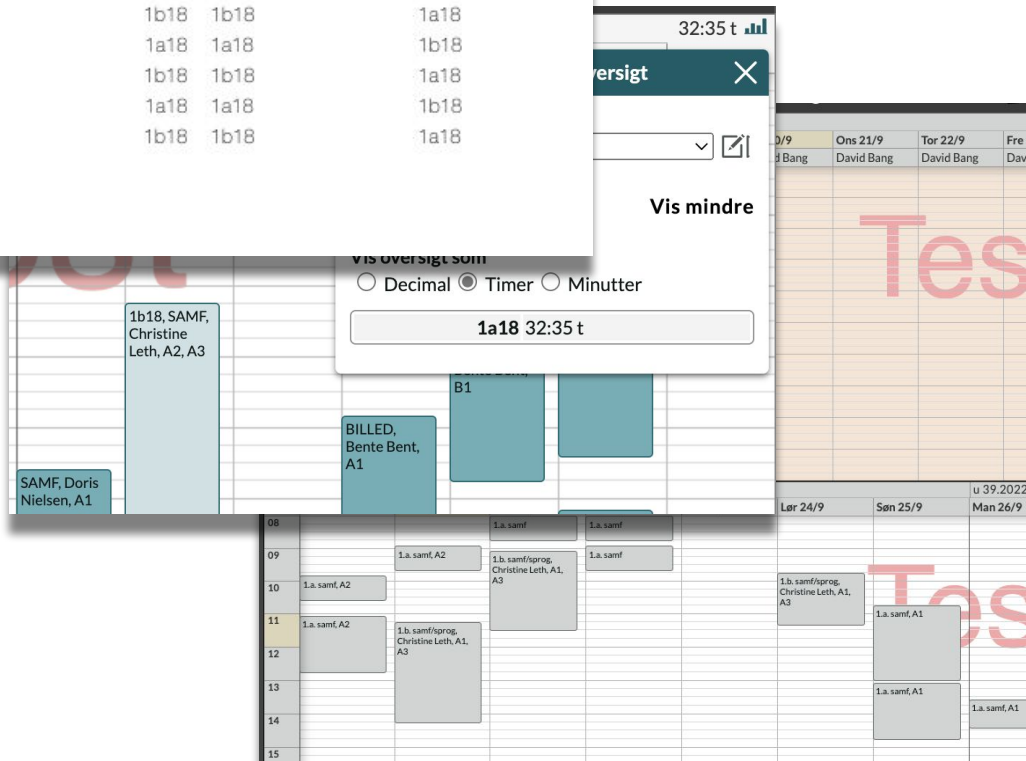
TE CORE

- Conflict list
- Mini-statistik
- Typefilter

Run report

Conflict list Søgeinterval: 22.09.2022 - 20.10.2022

DATO (6)	DOUBLE RESERVATION OBJECT	FIRST OBJECT	SECOND OBJECT
15.10.22		1a18	1a18
15.10.22		1b18	1b18
11.10.22		1a18	1a18
11.10.22		1b18	1b18
08.10.22		1a18	1a18
08.10.22		1b18	1b18



TE VIEWER

- Site map
- Multiple changes
- Skifte periode

TE TIMEmSYSTEM - Demo

TIMEmSYSTEM - Demo / Medarbejdere / Skemavisninger

I dag < v 38 Nu Hel uge Søg

v 38 Eft2022 Forår2023

8 9 10 11 12 13

08:55 A2, Ejnar Larsen, Psykologi

09:50 A2, Ejnar Larsen, Psykologi 10:35

11:05 A2, Bente Bent, Samfundsfag 12:45

Administrer Konto

teadmin_tms_ope

CET

Om TimeEdit

Site map

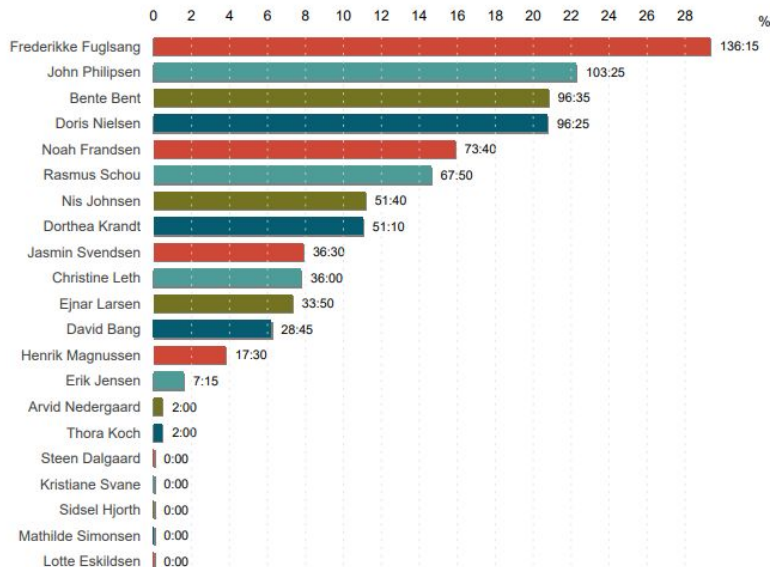
Log ud

TE Statistik

- Visning af TE Statistikmodul
- Visning af TE Reporting

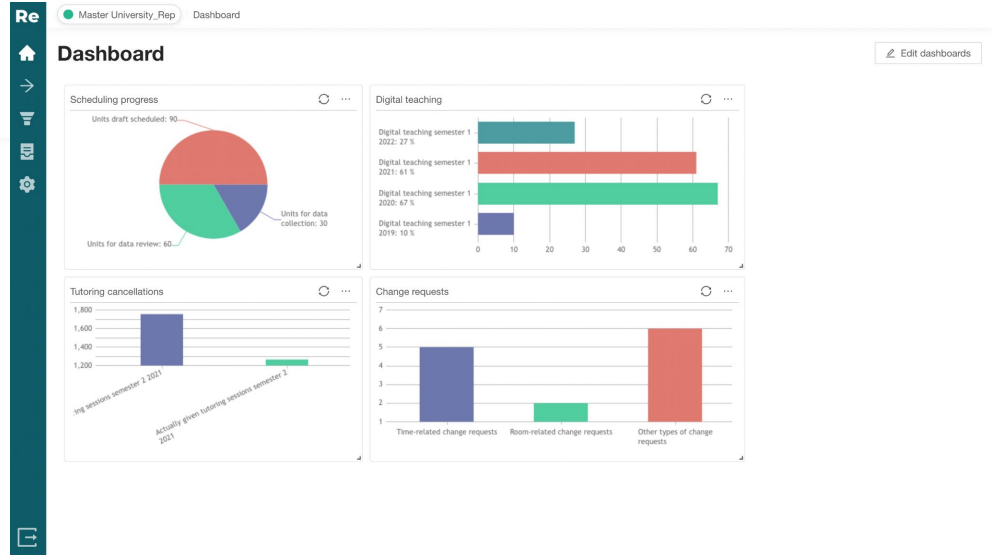
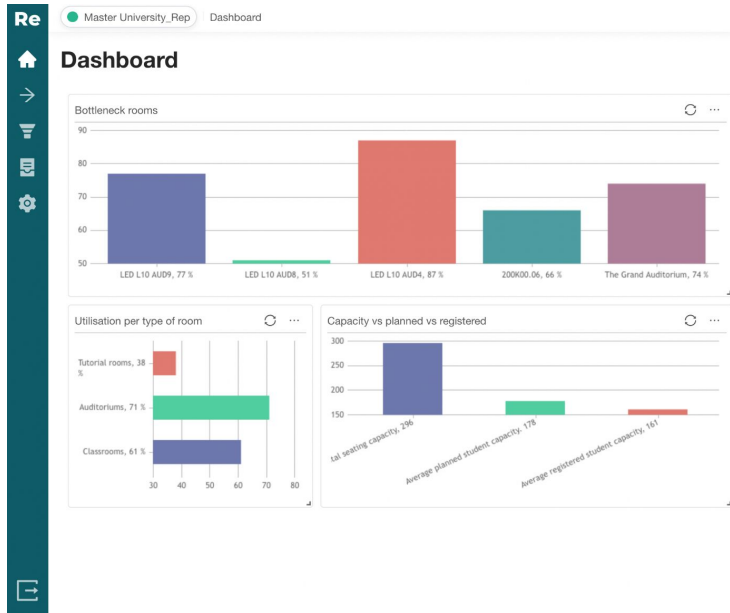
shorturl.at/deOTY

COMPILATION OF TEACHER



TE Reporting

- Visning af TE Reporting



Opsamling og spørgsmål?

- TE Core

- TE Viewer

- TE Statistics

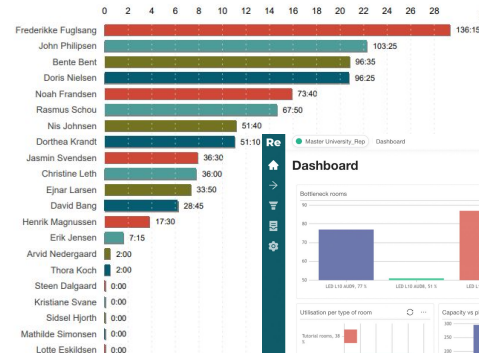
- TE Reporting

- Link til webinarer

- <https://www.youtube.com/playlist?list=PLwQQWw7HdqFOcZlbd997rT1jXRZPFVtB>

The screenshot shows the TE Core interface. At the top, there is a 'Run report' button and a search bar. Below it, a 'Conflict list' is displayed with columns for 'DATO (s)', 'DOUBLE RESERVATION OBJECT', and 'OBJECT'. The list shows several entries for dates like 15.10.22 and 11.10.22. A calendar view is overlaid on the right, showing a week starting on Monday (v 38) and ending on Sunday. A dropdown menu is open over the calendar, showing 'Eft2022' and 'Forår2023'. The interface is titled 'TE TIMEsYSTEM - Demo'.

COMPILATION OF TEACHER



The screenshot shows the TE Viewer dashboard. It features a navigation menu on the left with icons for home, list, and settings. The main content area is titled 'Dashboard' and contains several charts and tables. The top chart is a bar chart showing 'Utilisation per type of room' with categories like 'Teaching rooms', 'Auditoriums', and 'Classrooms'. Below it, there are two more charts: 'Capacity vs planned vs registered' and 'Utilisation per type of room'.